



FACTSHEET RUSSIA september 2014

Fruit&VegetableFacts; JanKeesBoon; +31654687684; fruitvegfacts@gmail.com

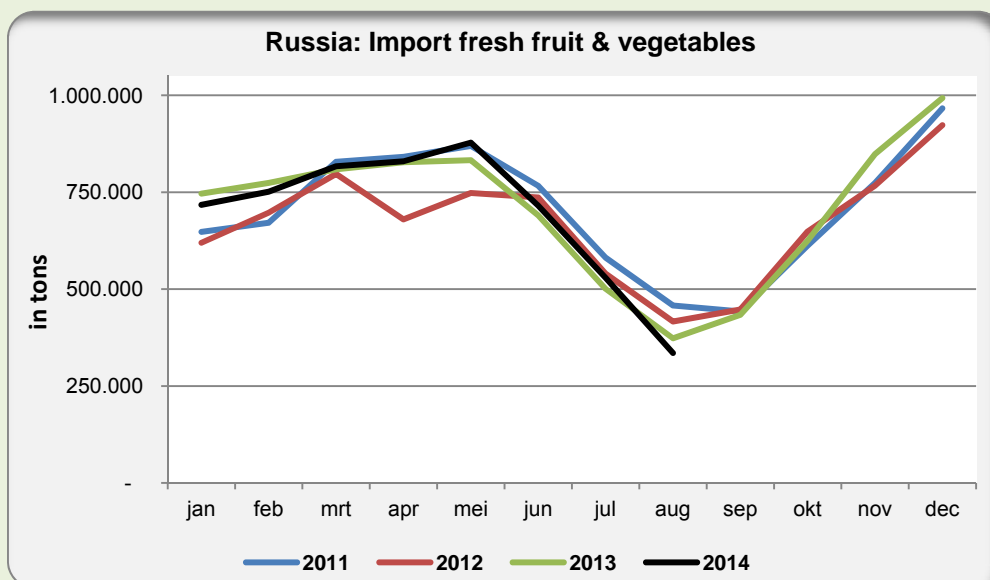
VOORAL TURKIJE EN SERVIË HEBBEN GEPROFITEERD VAN RUSSISCHE IMPORTBOYCOT VERSE GROENTEN EN FRUIT

Zomermaanden import op laag pitje

Voorals Turkije en Servië en in mindere mate ook China, Argentinië, Macedonië, Uruguay en Armenië lijken te profiteren van de Russische import boycot van verse groenten en fruit uit de EU en een aantal andere landen. Uit al deze landen is in de afgelopen twee maanden duidelijk meer ingevoerd dan in voorgaande jaren. Dit op basis van voorlopige gegevens van augustus 2014 en zeer voorlopige gegevens van september 2014.

Augustus en september zijn overigens de beide maanden dat de Russische import gewoonlijk het kleinst is. Vooral de Russische vraag naar verse groenten is dan gering.

Per product is het beeld minder duidelijk omdat van een aantal voormalige Sovjet republieken zoals Wit Rusland, Azerbeidjaan, Moldavië en Oezbekistan de cijfers van vooral september verre van compleet zijn. De importcijfers van product uit Oekraïne lijkt al wel een goed beeld te geven.



In juli en augustus van de afgelopen jaren was perziken (70 tot 90.000 ton) het belangrijkste product dat uit de geboycotte landen werd ingevoerd, gevolgd door peren (25 tot 35.000 ton) en appels (18 tot 30.000 ton) en tomaten (15 tot 25.000 ton). In totaal ging het om 190 tot 225.000 ton verse groenten en fruit die gewoonlijk in augustus en september in Rusland werd ingevoerd uit de geboycotte landen.

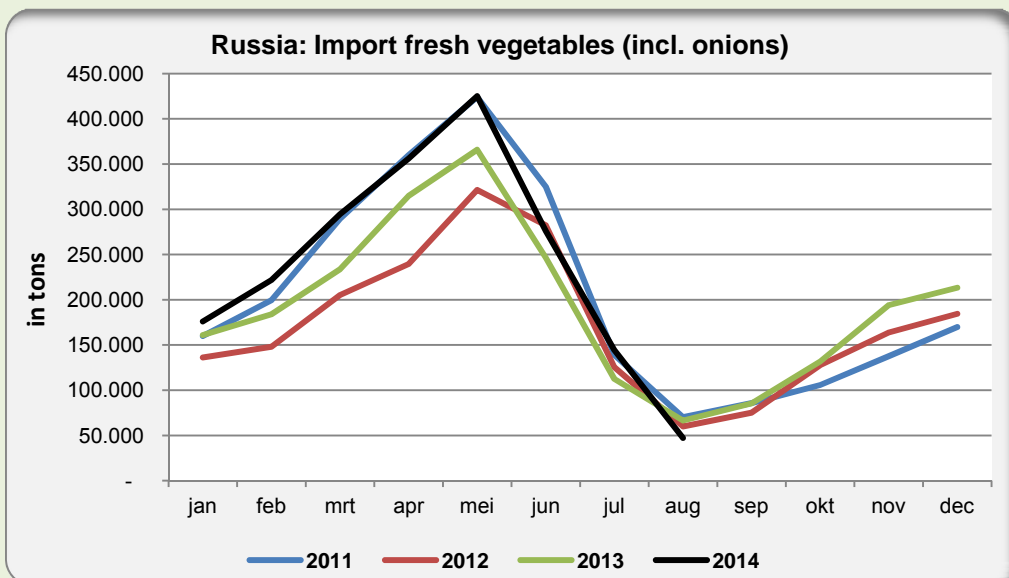
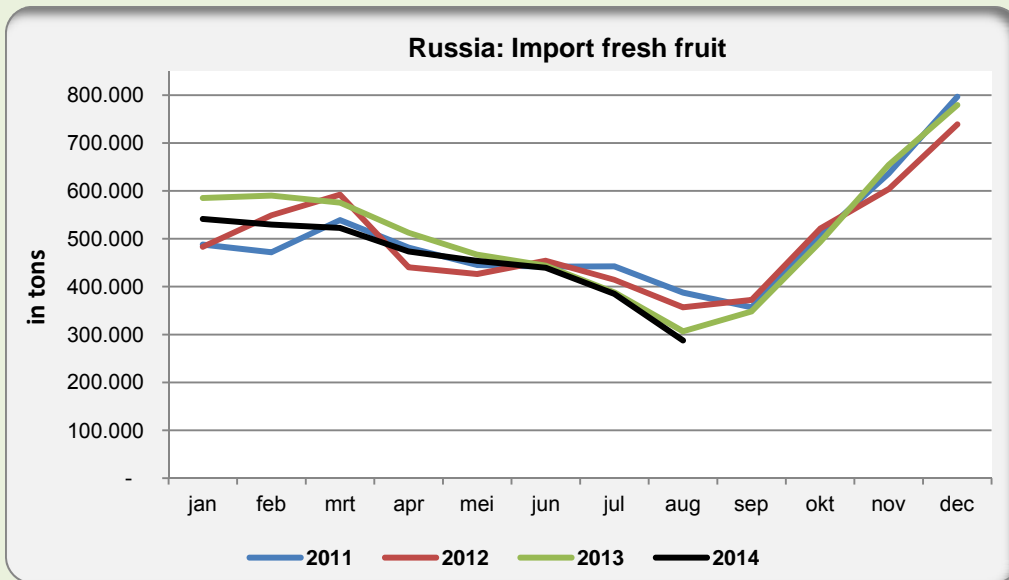
Laatste kwartaal missen geboycotte landen afzet van 500.000 ton

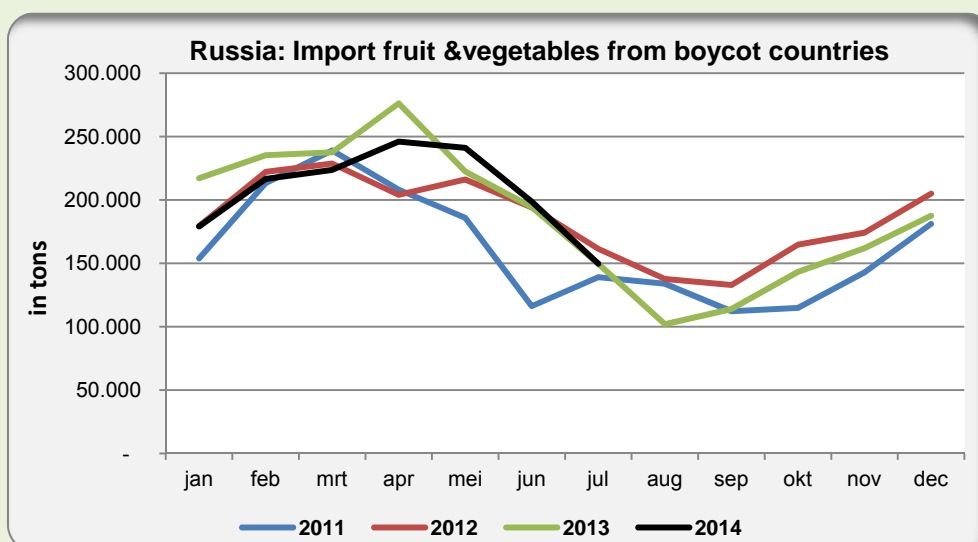
In het laatste kwartaal hebben de boycotlanden de afgelopen jaren zo'n 500.000 ton verse groenten en fruit in Rusland af kunnen zetten. Appels en peren waren de toppers met hoeveelheden van resp. 130 a 190.000 ton en 85 tot 100.000 ton. Tomaten was het derde belangrijke product met een hoeveelheid van 30 tot 60.000 ton.



Vooral Polen was in het laatste kwartaal van de afgelopen jaren een grote leverancier aan Rusland, het ging vooral om appels. Spanje kwam op de tweede plaats en daarachter volgden België (vooral Peren) en Nederland.

Het is vooral de vraag hoe de komende maanden in de Russische vraag naar peren zal worden voorzien omdat de afgelopen jaren in het laatste kwartaal 80 tot 90% uit landen kwam waarvan nu de import niet is toegestaan. Van alle appels kwam in deze tijd 40 tot 50% uit de boycotlanden. Bij tomaten ging het om 20 tot 30%.





TABLES:

Russia: Import fresh fruit and vegetables 4

Russia: Import fresh fruit and vegetables 6

Russia: Import apples 8

Russia: Import tomatoes 9

Russia: Import fresh fruit and vegetables from South Afrika 10

Russia: Import fresh fruit and vegetables from Azerbaijan 10

Russia: Import fresh fruit and vegetables from China 11

Russia: Import fresh fruit and vegetables from Turkey 12

Russia: Import fresh fruit and vegetables from Belarus 13

Russia: Import fresh fruit and vegetables from Serbia 14

Russia: Import fresh fruit and vegetables from Argentina 14

Russia: Import fresh fruit and vegetables from Ukraine 15

Russia: Import fresh fruit and vegetables from the Netherlands 16

Russia: Import fresh fruit and vegetables from Belgium 17

Russia: Import fresh fruit and vegetables from Poland 18

Russia: Import fresh fruit and vegetables oktober-december 19

Russia: Import fresh fruit and vegetables oktober-december 20

More info:
 Fruit & Vegetable Facts
 Jan Kees Boon
 +31 6 54 687 684
www.fruitandvegetablefacts.com
fruitvegfacts@gmail.com



Russia: Import fresh fruit and vegetables

August 2014 preliminary; September 2014 preliminary and incomplete

Source: Russian customs	2011 jan-jul	2012 jan-jul	2013 jan-jul	2014 jan-jul	aug-11	aug-12	aug-13	aug-14	sep-11	sep-12	sep-13	sep-14
Fruit & vegetables	5.205.458	4.817.241	5.180.141	5.238.882	457.836	416.552	373.106	335.004	442.466	447.238	433.608	283.138
Fruit	3.308.634	3.359.006	3.561.830	3.344.804	356.699	356.699	306.598	287.767	356.705	372.172	348.191	244.941
Vegetables	1.896.824	1.458.235	1.618.311	1.894.079	59.852	59.852	66.508	47.237	85.761	75.067	85.417	38.198
080810 Apples	703.757	792.125	902.209	788.199	50.938	41.635	40.335	32.263	65.240	68.160	57.206	30.128
080390 Bananas	780.673	777.008	822.598	783.776	88.984	75.817	74.284	78.650	79.459	77.133	101.785	75.655
070200 Tomatoes	542.787	558.810	582.406	650.165	23.720	21.464	24.613	17.573	36.924	38.313	38.406	16.831
080520 Soft citrus	331.689	355.507	363.397	374.024	7.014	9.318	6.790	8.460	10.646	8.337	11.762	14.217
070310 Onions (incl. shallots)	422.870	210.325	218.136	333.346	11.788	7.577	7.700	4.839	11.287	3.560	5.731	2.895
080510 Oranges	391.756	323.201	330.115	293.858	8.686	9.248	17.406	23.509	16.718	22.607	17.563	20.536
080830 Pears	262.079	272.069	228.931	271.437	24.047	14.127	13.829	15.510	22.187	25.447	23.319	12.623
070490 Red/White cabbage	291.951	131.900	154.353	211.866	1.366	1.511	1.190	595	1.578	1.699	1.833	267
070610 Carrots and turnips	235.430	154.176	203.327	206.404	8.516	8.150	8.761	7.310	5.784	5.727	9.437	2.187
080930 Peaches/Nectarines	141.953	137.911	135.509	170.816	81.190	90.228	60.515	41.275	26.654	31.299	30.504	10.370
070700 Cucumbers and gherkins	104.823	105.426	108.207	122.517	1.855	974	1.478	2.376	6.446	3.445	4.984	4.745
080550 Lemons	135.879	117.680	124.393	122.186	9.269	9.889	11.680	9.379	13.388	13.475	15.668	18.116
070960 Peppers	72.908	91.211	103.195	112.512	4.248	4.777	5.552	4.258	4.715	5.452	5.997	3.034
080610 Grapes	105.700	112.476	129.006	110.307	55.551	52.084	42.638	43.041	70.410	74.455	43.046	40.604
080540 Grapefruit	75.606	68.811	86.283	68.542	2.751	3.333	3.140	5.407	3.358	5.501	5.272	4.859
080929 Cherries other than sour	77.850	66.305	71.152	56.000	-	1.675	1.524	507	-	27	32	-
081010 Strawberries	38.539	49.532	53.779	53.013	756	836	699	308	321	361	379	57
070690 Beetroot, salsify, ect	76.240	37.934	58.042	51.987	919	1.206	1.420	896	1.371	1.285	1.614	812
081050 Kiwifruit	53.938	68.024	72.477	50.707	2.652	3.437	4.044	3.204	3.769	3.966	4.427	1.705
080910 Apricots	58.149	62.513	66.343	34.960	3.927	4.538	1.824	1.739	56	93	44	6
070993 Pumpkins	-	20.885	27.430	33.941	-	302	454	299	-	442	549	121
070951 Champignons	28.321	34.604	34.000	32.110	3.584	4.108	4.306	780	3.976	4.065	4.534	93
070320 Garlic	27.396	24.686	29.838	29.703	10.450	5.715	6.098	5.851	7.441	4.278	4.665	4.492
081090 Other fresh fruit	33.155	16.483	24.704	25.869	1.210	1.420	1.343	1.359	5.642	3.829	4.853	3.204
070999 Other fresh vegetables	-	24.780	26.116	23.271	-	633	609	348	-	1.734	1.559	771
080430 Pineapples	19.610	21.892	23.772	21.359	2.012	2.186	1.812	1.571	1.656	1.623	1.813	1.697
070511 Head lettuce	8.961	12.067	16.481	19.866	1.123	1.087	1.416	835	1.313	1.595	1.884	1.088



080940	Plums and sloes	25.150	22.517	24.447	19.785	21.472	23.018	15.762	15.115	15.949	16.986	21.057	5.032
070930	Aubergines	15.036	17.271	18.729	19.615	327	471	540	174	452	571	816	174
070410	Cauliflowers/Broccoli	10.708	15.324	16.138	19.128	434	601	851	266	1.179	1.030	1.133	196
081070	Persimmons	-	13.219	18.480	18.173	-	34	71	32	-	4.168	2.126	580
080620	Raisens	25.896	27.148	28.657	17.356	3.485	2.250	1.873	1.817	3.239	2.215	2.166	1.497
070940	Celery other than celeriac	7.857	9.365	10.492	13.435	387	529	652	207	714	760	878	54
080711	Watermelons	7.926	6.726	7.053	12.410	3.078	827	1.185	451	931	90	323	281
080410	Dates	13.070	12.959	14.114	12.377	1.148	1.406	822	693	1.222	646	1.007	683
080921	Sour cherries	-	8.166	9.640	11.951	-	201	581	227	-	-	-	-
080440	Avocados	4.633	5.725	7.042	7.699	450	581	665	763	529	554	671	602
080719	Meloenen	13.006	5.680	5.213	5.934	16.183	7.118	1.390	767	13.283	8.369	699	257
080450	Mangoes ect	4.478	4.668	5.004	5.336	307	459	585	793	412	571	586	580
070390	Leeks	3.037	3.153	3.951	4.348	198	250	338	125	297	329	404	92
070519	Other lettuce	2.577	3.072	3.479	3.525	288	341	386	194	390	385	411	244
070959	Truffels	171	23	1.206	2.966	82	49	3	214	35	218	392	4
080590	Other citrus	1.019	1.473	1.201	1.824	5	8	9	7	24	10	27	9
	Other	48.876	12.413	9.098	10.283	3.440	1.136	1.936	1.022	3.473	2.428	2.046	1.739



Russia: Import fresh fruit and vegetables

August 2014 preliminary; September 2014 preliminary and incomplete

Source:	2011 jan-jul	2012 jan-jul	2013 jan-jul	2014 jan-jul	aug-11	aug-12	aug-13	aug-14	sep-11	sep-12	sep-13	sep-14
Russian customs	5.205.458	4.817.241	5.180.141	5.238.882	457.836	416.552	373.106	335.004	442.466	447.238	433.608	283.138
Total												
Ecuador	733.791	705.467	800.147	765.439	80.331	69.187	69.789	77.208	71.531	66.880	96.347	73.764
Turkey	677.441	614.154	601.506	685.720	37.965	43.124	39.540	45.553	51.605	60.194	44.547	54.903
Poland	315.910	552.254	734.839	559.303	12.954	22.291	22.112	2.576	16.651	37.774	32.692	
China	462.957	379.569	391.866	417.432	32.801	22.393	24.204	33.572	34.099	24.853	26.876	27.216
Belarus	46.379	38.212	119.225	275.451	10.776	4.207	15.643	19.628	13.549	5.109	20.861	1.204
Egypt	312.344	237.938	277.093	271.758	398	429	395	546	440	112	1.458	686
Netherlands	214.875	181.125	173.691	264.374	9.449	10.338	12.671	4.969	12.165	10.276	13.077	735
Spain	217.078	239.112	244.425	262.550	48.503	49.249	31.172	11.963	20.355	20.777	23.624	
Israel	237.922	214.581	240.210	247.134	5.199	1.565	4.521	2.564	2.195	2.219	2.385	2.917
Morocco	165.008	172.197	152.451	226.358	198	3	257	498	36	49	377	1.063
Argentina	243.623	191.818	197.150	135.958	11.720	14.603	11.533	11.423	15.060	12.723	12.609	18.808
Belgium	146.974	116.790	87.624	120.599	9.263	3.364	2.212	587	12.084	8.493	6.889	
Iran	119.669	92.739	123.096	118.549	2.781	2.521	1.791	2.893	2.795	2.255	3.247	2.368
South Africa	117.168	98.350	117.043	91.314	14.455	17.676	27.866	33.782	19.465	26.430	23.444	26.673
Greece	72.784	98.293	102.699	87.451	12.078	15.490	13.184	5.524	4.221	9.201	3.379	
Azerbaijan	73.462	74.406	71.088	82.949	5.172	10.193	7.746	10.335	9.288	16.667	14.281	7.988
Pakistan	74.503	90.899	79.360	73.526	7	9	9	17	21	2	3	9
Italy	104.223	99.227	63.931	69.909	16.833	14.662	7.020	3.567	13.086	11.690	10.555	
Serbia	69.202	52.667	33.015	60.265	18.894	14.128	14.086	22.062	10.878	9.790	13.422	16.010
Chile	114.601	94.827	101.653	57.863	4.333	5.389	5.844	3.519	2.474	2.521	2.996	2.061
France	49.431	47.816	29.425	40.819	7.405	5.253	4.128	2.165	2.836	2.074	2.010	24
Moldova	25.886	34.707	58.837	37.754	31.373	23.479	27.676	4.016	36.304	31.612	34.400	2.693
Ukraine	62.324	48.073	71.261	35.930	14.498	14.440	7.640	12.129	29.570	31.522	20.092	23.369
India	5.476	9.850	20.166	25.178	87	293	10	82	59	299	56	0
Costa Rica	26.862	62.453	25.273	24.182	3.238	5.816	3.661	1.840	4.899	9.209	3.063	2.299
Peru	13.478	14.431	17.889	21.966	810	1.499	754	821	1.009	1.392	1.375	1.524
Germany	44.983	27.353	23.740	20.401	511	538	589	323	815	560	761	
United States	19.195	9.057	11.938	14.519	225	102	90	14	202	152	643	
Philippines	22.307	24.454	15.799	12.054	3.088	2.712	2.072	969	1.897	2.171	1.500	1.085
Uzbekistan	158.595	31.471	44.623	10.591	38.446	25.386	985	181	34.039	26.949	746	367



Hungary	11.447	8.663	5.904	10.293	427	559	132	190	273	37		
Kazakhstan	2.640	1.619	3.131	9.618	2.393	869	1.734	1.754	3.011	1.332	1.479	
Macedonia	21.839	10.434	4.748	9.308	2.655	2.262	1.907	6.419	637	959	1.245	2.515
Cyprus	17.366	15.858	18.426	9.160		0			-	1	1	
New Zealand	3.661	4.633	5.927	7.941	1.247	654	871	1.041	919	285	620	1.307
Uruguay	4.770	4.963	6.451	6.521	1.018	971	996	2.442	965	791	1.290	2.169
Brazil	6.095	7.638	7.855	6.508	764	588	434	439	1.215	631	567	802
Afghanistan	8.382	7.101	5.961	5.835	1.531	744	632	666	1.297	264	447	620
Armenia	8.213	14.091	24.977	5.053	408	1.444	1.668	1.296	1.060	2.404	1.412	2.089
Lithuania	3.995	5.375	5.820	4.995	406	770	298	151	575	867	461	
Tunisia	3.455	4.099	5.405	4.555	421	428	492	229	387	266	409	212
Georgia	-	-	-	4.524				1.428				875
Portugal	2.299	2.696	1.912	4.454	373	32	45	25	537	80	538	
Algeria	1.042	1.392	1.492	3.395	108	267	69	148	44	150	246	133
Syria	8.204	6.443	6.227	3.291	374	293	40		42	20		43
Senegal	773	1.078	1.754	2.963	0	0	1	0	0	-	0	
Australia	1.596	1.576	2.275	2.846	560	161	359	24	97	30	98	
Mexico	2.013	2.042	3.061	2.772	715	215	403	284	1.077	2.127	1.759	677
Namibia	1.166	1.785	2.429	1.747								
Panama	5.459	1.546	2.060	1.560	4.035	142	372	43	2.570	180	120	100
Romania	1.879	1.453	1.468	1.186	366	75	170	399	130	76	4	
Tajikistan	57.722	16.916	12.577	1.184	2.600	3.097	1.916	9	659	196	487	17
Thailand	579	661	754	1.091	56	75	85	144	93	107	91	133
Colombia	8.276	7.026	718	946	86	31	28	27	33	46	2.175	29
Croatia	2.794	1.365	40	761	37	0	1		428	22	58	
Bolivia	58	139	16	749					24	3		
Viet Nam	823	817	437	739	33	78	74	215	95	138	91	49
Bulgaria	1.754	1.364	1.841	559	268	108	219	57	261	19	20	
Kyrgyzstan	33.905	4.103	358	558	1.275	242	355	55	1.577	550	1.485	480
Other	34.803	26.082	15.059	6.478	1.894	2.111	608	2.193	1.105	1.472	761	3.126



Russia: Import apples (in tons) (HScode 080810)

August 2014 preliminary; September 2014 preliminary and incomplete

Source:	2011	2012	2013	2014	aug-11	aug-12	aug-13	aug-14	sep-11	sep-12	sep-13	sep-14
Russian customs	jan-jul	jan-jul	jan-jul	jan-jul								
Total	703.757	792.125	902.209	788.199	50.938	41.635	40.335	32.263	65.240	68.160	57.206	30.128
Poland	213.694	411.315	580.755	418.048	3.517	7.668	5.261	949	3.940	16.039	9.894	-
Belarus	11.881	16.774	39.146	126.240	1.930	355	506	1.845	4.118	947	1.628	19
China	83.533	77.025	68.845	45.696	7.382	6.495	5.787	8.505	9.186	8.324	6.971	5.950
Serbia	38.918	35.465	12.685	35.664	2.441	1.306	1.351	8.227	4.708	3.757	5.090	9.877
Moldova	18.229	23.639	50.293	31.946	24.792	15.391	20.442	1.169	27.732	21.425	20.631	NA
Italy	57.249	45.137	21.397	30.990	982	387	193	355	2.172	1.152	313	-
France	34.454	32.327	12.064	22.008	1.135	705	227	390	1.618	729	311	-
Belgium	31.189	17.751	14.771	17.583	273	200	28	217	884	250	54	-
Chile	48.266	33.534	32.392	12.800	1.759	1.617	1.224	1.306	566	97	527	1.211
Argentina	58.622	28.938	22.146	11.992	213	573	168	388	101	0	46	515
New Zealand	3.134	3.914	5.285	7.241	924	467	724	904	558	88	430	1.293
United States	9.126	3.271	4.624	7.053	56	19	32	-	-	44	247	-
Netherlands	12.364	7.086	3.942	4.783	433	214	173	182	346	277	96	NA
Azerbaijan	3.248	7.726	6.095	3.291	971	2.734	2.768	3.430	4.488	9.903	7.893	4.592
Germany	21.466	20.648	8.471	3.250	-	-	29	137	35	-	0	-
South Africa	6.737	5.858	6.386	2.998	350	1.241	576	326	47	12	172	319
Greece	4.813	5.197	2.527	1.970	30	8	23	-	78	163	261	-
Ukraine	14.695	4.050	3.028	1.666	2.185	1.493	749	3.110	3.251	4.021	2.212	5.431
Croatia	2.205	1.239	18	677	-	-	-	-	17	-	-	-
Turkmenistan	352	422	488	347	-	-	-	-	-	-	-	-
Uruguay	812	452	-	332	23	3	-	-	-	0	-	-
Spain	8.659	1.446	330	319	1.265	368	53	44	1.055	651	329	-
Austria	5.729	3.597	1.061	228	97	371	19	-	75	274	-	-
Georgia	-	-	-	220	-	-	-	3	-	-	-	9
Macedonia	7.522	1.876	118	154	-	-	-	351	-	-	-	25
Other	6.863	3.438	5.344	702	181	23	1	426	264	8	99	887



Russia: Import tomatoes (in tons) (HScode 070200)

August 2014 preliminary; September 2014 preliminary and incomplete

Source: Russian customs	2011 jan-jul	2012. jan-jul	2013 jan-jul	2014 jan-jul	aug-11	aug-12	aug-13	aug-14	sep-11	sep-12	sep-13	sep-14
Total	542.787	558.810	582.406	650.165	23.720	21.464	24.613	17.573	36.924	38.313	38.406	16.831
Turkey	322.389	292.270	267.875	302.611	817	19	-	115	669	1.728	2.582	1.963
China	48.129	58.766	59.532	66.887	529	457	744	883	888	865	1.378	971
Azerbaijan	42.313	35.501	44.660	52.056	72	38	1	207	115	44	92	275
Netherlands	15.880	36.267	43.135	51.321	1.415	3.622	6.294	2.397	2.997	3.433	5.829	-
Spain	12.616	29.453	46.394	45.775	66	139	292	70	221	234	552	-
Morocco	18.219	35.518	39.711	41.857	161	-	195	440	20	1	71	920
Belarus	10.000	6.957	21.221	34.207	5.103	1.414	4.032	5.489	4.319	2.370	4.192	-
Poland	5.647	20.503	19.125	20.491	2.827	3.078	5.651	815	3.608	4.329	6.567	-
Ukraine	18.346	16.371	15.357	15.138	11.153	11.955	6.262	6.703	21.782	24.078	15.222	12.532
Belgium	10.035	13.212	10.918	9.887	1.019	536	809	202	1.065	876	1.282	-
Israel	7.146	4.948	5.067	3.742	313	179	250	28	239	180	256	13
Senegal	770	1.076	1.721	2.881	-	-	-	-	-	-	-	-
Other	31.298	7.970	7.691	3.311	244	27	84	224	1.000	175	385	157



Russia: Import fresh fruit and vegetables from South Afrika

August 2014 preliminary; September 2014 preliminary and incomplete

Source:	2011	2012	2013	2014	aug-11	aug-12	aug-13	aug-14	sep-11	sep-12	sep-13	sep-14
Russian customs	jan-jul	jan-jul	jan-jul	jan-jul								
Fruit & vegetables	117.168	98.350	117.043	91.314	14.455	17.676	27.866	33.782	19.465	26.430	23.444	26.673
Fruit	116.983	98.136	116.640	90.565	14.445	17.669	27.855	33.752	19.461	26.427	23.432	26.668
Vegetables	185	214	402	748	10	7	11	30	4	3	12	5
080550 Lemons	18.850	12.184	18.964	21.941	3.597	2.731	4.856	4.921	2.814	2.637	3.242	2.198
080510 Oranges	32.702	25.557	25.542	14.910	7.255	8.531	17.127	22.673	14.976	21.069	16.974	19.902
080830 Pears	13.366	14.961	15.174	12.767	397	899	1.104	1.037	149	306	107	843
080610 Grapes	12.343	14.645	15.804	11.910	1	7	5	0	2	7	0	-
080540 Grapefruit	18.225	10.945	18.693	11.406	2.056	2.530	2.908	3.179	987	1.464	1.773	1.977
080520 Soft citrus	12.529	10.185	11.257	8.457	458	1.260	691	941	173	448	573	890
080810 Apples	6.737	5.858	6.386	2.998	350	1.241	576	326	47	12	172	319
080940 Plums and sloes	1.200	1.483	2.644	2.890	1	7	0	-	0	-	-	-
080440 Avocados	678	1.186	1.278	2.324	289	412	517	630	290	402	551	509
Other	537	1.346	1.300	1.710	51	59	82	75	28	84	53	35

Russia: Import fresh fruit and vegetables from Azerbaijan

August 2014 preliminary; September 2014 preliminary and incomplete

Source:	2011	2012	2013	2014	aug-11	aug-12	aug-13	aug-14	sep-11	sep-12	sep-13	sep-14
Russian customs	jan-jul	jan-jul	jan-jul	jan-jul								
Fruit & vegetables	73.462	74.406	71.088	82.949	5.172	10.193	7.746	10.335	9.288	16.667	14.281	7.988
Fruit	18.465	31.944	22.251	25.799	5.095	10.154	7.741	10.100	8.462	15.913	12.462	6.596
Vegetables	54.998	42.462	48.837	57.149	77	39	5	235	826	754	1.819	1.392
070200 Tomatoes	42.313	35.501	44.660	52.056	72	38	1	207	115	44	92	275
080929 Cherries other than sour	3.172	6.510	4.348	9.797	-	10	-	-	-	-	-	-
081070 Persimmons	-	6.490	5.462	7.206	-	9	-	-	-	3.190	1.855	360
070310 Onions (incl. shallots)	5.423	1.148	2.229	3.328	-	-	-	-	-	-	-	-
080930 Peaches/Nectarines	1.398	5.669	4.246	3.327	2.387	4.294	3.257	3.260	727	224	453	223
080810 Apples	3.248	7.726	6.095	3.291	971	2.734	2.768	3.430	4.488	9.903	7.893	4.592
080940 Plums and sloes	1.355	2.220	1.343	1.266	668	1.878	811	2.477	1.218	354	214	126
Other	16.554	9.142	2.706	2.677	1.073	1.231	909	962	2.741	2.951	3.774	2.411



Russia: Import fresh fruit and vegetables from China

August 2014 preliminary; September 2014 preliminary and incomplete

Kolom1	Source: Russian customs	2011	2012 jan-jul	2013 jan-jul	2014 jan-jul	aug-11	aug-12	aug-13	aug-14	sep-11	sep-12	sep-13	sep-14
	Fruit & vegetables	462.957	379.569	391.866	417.432	32.801	22.393	24.204	33.572	34.099	24.853	26.876	27.216
	Fruit	146.523	155.717	149.189	107.504	12.587	10.759	9.728	17.745	17.302	16.481	14.695	16.300
	Vegetables	316.435	223.851	242.677	309.929	20.214	11.634	14.477	15.827	16.797	8.372	12.181	10.916
070310	Onions (incl. shallots)	85.897	45.005	35.916	67.247	6.597	2.862	4.046	4.129	6.011	1.040	2.433	1.534
070200	Tomatoes	48.129	58.766	59.532	66.887	529	457	744	883	888	865	1.378	971
070490	Red/White cabbage	72.074	23.649	37.414	57.302	126	121	148	198	97	46	170	164
080810	Apples	83.533	77.025	68.845	45.696	7.382	6.495	5.787	8.505	9.186	8.324	6.971	5.950
070610	Carrots and turnips	36.049	28.447	33.167	34.662	1.626	1.776	2.350	2.761	887	1.187	2.261	1.769
070320	Garlic	24.867	20.982	22.649	24.311	10.224	5.232	5.791	5.754	7.357	3.998	4.213	4.389
080540	Grapefruit	11.914	20.356	28.741	22.233	23	44	137	1.932	1.180	1.611	1.733	1.897
070700	Cucumbers and gherkins	17.209	19.393	18.914	21.777	-	1	24	6	84	75	195	154
070960	Peppers	16.467	14.577	18.764	19.723	930	925	956	1.616	1.069	796	946	1.330
080520	Soft citrus	16.875	23.637	15.761	11.093	69	56	85	82	431	660	1.244	1.285
070690	Beetroot, salsify, ect	8.702	5.693	7.834	8.743	59	77	85	99	49	55	77	80
080930	Peaches/Nectarines	4.910	5.581	4.847	7.128	1.427	1.208	1.093	1.931	1.133	818	478	1.875
080830	Pears	11.064	9.018	13.726	7.064	1.476	1.433	1.005	3.872	1.802	2.193	1.544	2.848
080510	Oranges	5.813	8.389	5.484	3.976	-	-	-	-	2	46	55	13
070930	Aubergines	2.412	2.449	2.473	2.726	6	4	8	14	62	17	65	43
080610	Grapes	1.230	1.324	1.722	2.382	1.101	781	882	801	2.747	2.037	1.902	1.439
070999	Other fresh vegetables	-	1.550	1.766	1.989	-	71	122	146	-	98	126	163
080711	Watermelons	1.242	1.293	1.071	1.906	-	-	-	-	-	-	-	150
070993	Pumpkins	-	823	1.024	1.432	-	-	1	-	-	7	1	5
080940	Plums and sloes	1.449	1.471	1.147	1.272	298	324	265	338	171	136	99	263
070410	Cauliflowers/Broccoli	864	900	1.172	1.187	22	28	63	67	80	60	118	90
080719	Melons	1.740	1.560	1.294	1.108	335	272	222	139	342	292	124	116
080430	Pineapples	1.137	1.028	937	932	8	-	2	-	14	10	-	1
081010	Strawberries	305	475	619	910	-	-	-	-	-	-	-	-
080910	Apricots	947	868	824	723	236	47	32	28	14	-	-	-
070390	Leeks	470	395	725	568	22	24	55	50	57	44	73	74
070940	Celery other than celeriac	255	344	425	482	8	13	23	25	18	23	36	46
070951	Champignons	362	520	486	471	10	25	33	40	28	38	47	50
080550	Lemons	1.848	2.279	2.814	369	116	16	94	1	26	88	282	45
080450	Mangoes ect	381	366	346	261	19	15	31	22	8	12	14	18
081050	Kiwifruit	530	251	381	251	11	15	12	59	16	6	99	166
	Other	4.283	1.157	1.049	623	141	71	109	75	341	272	193	290



Russia: Import fresh fruit and vegetables from Turkey

August 2014 preliminary; September 2014 preliminary and incomplete

Source:	2011	2012	2013	2014								
Russian customs	jan-jul	jan-jul	jan-jul	jan-jul	aug-11	aug-12	aug-13	aug-14	sep-11	sep-12	sep-13	sep-14
Fruit & vegetables	677.441	614.154	601.506	685.720	37.965	43.124	39.540	45.553	51.605	60.194	44.547	54.903
Fruit	267.499	234.925	260.258	250.880	36.006	43.105	39.536	44.864	50.927	58.465	41.966	51.463
Vegetables	409.942	379.228	341.248	434.839	1.959	19	4	689	679	1.729	2.582	3.440
070200 Tomatoes	322.389	292.270	267.875	302.611	817	19	-	115	669	1.728	2.582	1.963
070310 Onions (incl. shallots)	39.096	41.962	22.285	66.046	635	-	4	72	-	-	0	-
080550 Lemons	62.916	42.307	49.730	52.746	75	-	-	-	4.239	3.897	5.775	7.553
080520 Soft citrus	41.682	40.029	52.194	49.381	-	-	-	-	300	-	426	691
080510 Oranges	56.583	28.979	30.348	31.221	-	-	110	-	-	-	-	-
070700 Cucumbers and gherkins	22.414	19.536	16.870	26.142	7	-	-	-	-	-	-	90
080540 Grapefruit	30.089	26.202	27.373	24.573	-	232	-	-	-	-	-	32
070993 Pumpkins	-	14.704	20.511	24.256	-	-	-	-	-	-	-	2
080610 Grapes	8.780	11.076	15.484	17.366	28.405	31.284	33.522	35.548	41.696	47.220	30.359	33.818
080910 Apricots	14.570	25.662	21.949	16.788	1.910	2.766	513	280	2	74	6	-
080929 Cherries other than sour	20.356	24.277	20.455	16.623	1.621	824	587	369	-	-	-	-
081090 Other fresh fruit	9.846	5.801	8.932	11.240	-	-	10	70	222	181	1.240	788
070960 Peppers	7.616	7.497	8.422	11.125	253	-	-	7	5	0	-	23
081010 Strawberries	13.227	13.454	13.223	10.663	103	29	-	-	-	-	-	-
080930 Peaches/Nectarines	3.542	8.914	9.226	9.873	2.889	4.904	2.165	6.008	2.077	2.101	1.107	4.683
070930 Aubergines	2.468	2.244	3.101	3.634	66	-	-	7	1	-	-	20
080711 Watermelons	1.317	1.235	1.093	2.667	-	-	-	-	-	-	-	-
080940 Plums and sloes	534	2.109	3.857	2.256	11	782	242	203	3	1.187	522	438
080420 Figs	1.525	1.349	2.110	1.680	166	621	1.081	627	1.407	1.937	1.306	1.351
080840 Quinces	-	1.444	1.484	1.489	-	-	-	-	-	4	95	12
Other	18.491	3.105	4.985	3.340	1.008	1.662	1.307	2.249	985	1.864	1.130	3.439



Russia: Import fresh fruit and vegetables from Belarus

August 2014 preliminary; September 2014 preliminary and incomplete

Source:	2011	2012	2013	2014	aug-11	aug-12	aug-13	aug-14	sep-11	sep-12	sep-13	sep-14
Russian customs	jan-jul	jan-jul	jan-jul	jan-jul								
Fruit & vegetables	46.379	38.212	119.225	275.451	10.776	4.207	15.643	19.628	13.549	5.109	20.861	1.204
Fruit	12.792	18.508	64.284	181.991	2.490	844	7.103	8.636	5.427	1.369	9.245	1.187
Vegetables	33.587	19.704	54.941	93.459	8.287	3.363	8.541	10.992	8.122	3.740	11.615	17
080810 Apples	11.881	16.774	39.146	126.240	1.930	355	506	1.845	4.118	947	1.628	19
070200 Tomatoes	10.000	6.957	21.221	34.207	5.103	1.414	4.032	5.489	4.319	2.370	4.192	-
080930 Peaches/Nectarines	37	597	7.987	22.107	251	348	4.167	4.251	41	25	2.352	78
070490 Red/White cabbage	3.145	1.749	1.694	17.071	286	34	81	278	259	57	80	-
070700 Cucumbers and gherkins	7.314	5.266	8.104	13.427	1.614	534	1.236	1.357	1.675	374	1.132	-
080830 Pears	-	181	5.267	11.181	-	53	847	917	-	357	2.420	87
070610 Carrots and turnips	7.480	3.757	8.738	10.931	1.097	1.189	1.061	2.920	802	690	3.560	-
070951 Champignons	178	4	7.399	8.704	45	97	1.583	285	843	-	1.823	-
081010 Strawberries	256	110	1.385	5.533	-	-	33	70	-	-	5	-
080929 Cherries other than sour	-	219	1.766	3.044	-	37	39	12	-	-	5	-
070959 Truffels	151	1	1.154	2.906	80	45	-	211	32	213	387	-
080520 Soft citrus	31	228	1.000	2.741	-	-	2	94	-	-	127	-
080550 Lemons	3	20	713	2.053	-	20	3	18	-	1	26	-
080510 Oranges	131	199	1.097	1.823	-	-	1	3	-	-	39	-
070690 Beetroot, salsify, ect	2.927	605	1.753	1.271	-	38	40	23	34	0	63	-
081090 Other fresh fruit	-	0	73	1.169	-	-	121	-	-	-	25	12
070960 Peppers	8	4	1.210	1.145	47	12	242	247	37	35	208	14
080921 Sour cherries	-	55	601	1.111	-	-	12	25	-	-	-	-
081050 Kiwifruit	-	20	800	1.022	-	-	19	289	18	0	3	-
080610 Grapes	-	5	1.081	971	59	9	503	533	19	4	1.459	736
070999 Other fresh vegetables	-	121	1.231	930	-	-	0	-	-	-	3	3
070310 Onions (incl. shallots)	2.003	392	492	908	10	0	7	17	102	1	7	-
081070 Persimmons	-	-	1.882	802	-	-	-	-	-	-	137	-
080910 Apricots	-	27	516	785	-	-	10	14	-	-	-	-
070410 Cauliflowers/Broccoli	-	8	703	668	-	-	47	68	6	-	43	-
070930 Aubergines	-	4	1.074	614	4	-	37	3	-	-	31	-
080940 Plums and sloes	-	15	160	545	109	10	718	375	706	33	852	48
Other	837	896	980	1.545	141	13	296	286	539	2	255	207



Russia: Import fresh fruit and vegetables from Serbia

August 2014 preliminary; September 2014 preliminary and incomplete

Source:	2011	2012	2013	2014	aug-11	aug-12	aug-13	aug-14	sep-11	sep-12	sep-13	sep-14
Russian customs	jan-jul	jan-jul	jan-jul	jan-jul								
Fruit & vegetables	69.202	52.667	33.015	60.265	18.894	14.128	14.086	22.062	10.878	9.790	13.422	16.010
Fruit	55.333	49.535	30.541	57.836	18.261	14.109	13.993	21.839	10.002	9.525	13.119	15.201
Vegetables	13.869	3.132	2.474	2.429	632	19	93	223	876	265	303	809
080810 Apples	38.918	35.465	12.685	35.664	2.441	1.306	1.351	8.227	4.708	3.757	5.090	9.877
080930 Peaches/Nectarines	4.756	4.140	6.130	5.275	4.967	3.985	4.267	2.790	1.483	997	971	679
081010 Strawberries	1.731	1.485	2.596	4.758	1	-	-	-	-	-	-	-
080940 Plums and sloes	3.208	2.981	5.100	4.525	10.127	8.066	6.591	7.860	3.511	3.834	4.737	2.628
080910 Apricots	2.082	1.273	528	3.163	130	16	37	166	-	-	-	-
080929 Cherries other than sour	-	3.443	2.129	2.619	-	-	-	-	-	-	-	-
070490 Red/White cabbage	7.783	2.189	1.398	2.036	-	-	-	9	-	-	-	-
080830 Pears	-	353	865	1.001	-	681	1.567	2.730	-	923	1.987	1.988
080921 Sour cherries	-	305	462	770	-	-	-	18	-	-	-	-
070610 Carrots and turnips	1.313	487	4	196	-	-	-	80	-	-	-	-
070310 Onions (incl. shallots)	99	121	-	62	-	-	-	-	-	-	-	-
Other	9.313	425	1.118	199	1.228	74	274	183	1.176	279	637	838

Russia: Import fresh fruit and vegetables from Argentina

August 2014 preliminary; September 2014 preliminary and incomplete

Source:	2011	2012	2013	2014	aug-11	aug-12	aug-13	aug-14	sep-11	sep-12	sep-13	sep-14
Russian customs	jan-jul	jan-jul	jan-jul	jan-jul								
Fruit & vegetables	243.623	191.818	197.150	135.958	11.720	14.603	11.533	11.423	15.060	12.723	12.609	18.808
Fruit	242.552	191.510	196.847	135.861	11.708	14.595	11.532	11.423	15.053	12.714	12.605	18.808
Vegetables	1.071	308	304	97	12	8	1	0	7	9	5	-
080830 Pears	106.860	93.742	102.052	83.878	950	1.306	868	2.434	706	336	110	2.925
080520 Soft citrus	29.651	26.614	28.599	23.746	4.761	5.511	4.547	5.040	7.625	5.198	7.017	8.684
080550 Lemons	29.143	28.010	31.351	13.112	5.126	6.689	5.929	3.403	5.717	6.462	5.340	6.471
080810 Apples	58.622	28.938	22.146	11.992	213	573	168	388	101	0	46	515
080610 Grapes	13.824	10.942	12.301	2.978	11	-	-	-	-	-	-	-
080510 Oranges	3.264	2.776	117	138	598	393	-	155	882	690	91	199
Other	2.260	796	585	114	63	132	21	4	30	37	6	15



Russia: Import fresh fruit and vegetables from Ukraine

August 2014 preliminary; September 2014 preliminary and incomplete

Source:	2011	2012	2013	2014	aug-11	aug-12	aug-13	aug-14	sep-11	sep-12	sep-13	sep-14
Russian customs	jan-jul	jan-jul	jan-jul	jan-jul								
Fruit & vegetables	62.324	48.073	71.261	35.930	14.498	14.440	7.640	12.129	29.570	31.522	20.092	23.369
Fruit	20.571	8.016	7.870	3.500	2.866	1.751	992	3.576	3.659	4.080	2.383	5.873
Vegetables	41.753	40.057	63.391	32.430	11.632	12.689	6.648	8.552	25.911	27.443	17.709	17.495
070200 Tomatoes	18.346	16.371	15.357	15.138	11.153	11.955	6.262	6.703	21.782	24.078	15.222	12.532
070700 Cucumbers and gherkins	12.078	8.747	8.311	8.691	193	341	54	971	3.168	1.985	1.578	3.373
070999 Other fresh vegetables	-	1.603	1.699	1.819	-	17	-	-	-	699	401	266
070610 Carrots and turnips	3.803	842	7.276	1.814	-	-	-	397	-	-	-	293
080810 Apples	14.695	4.050	3.028	1.666	2.185	1.493	749	3.110	3.251	4.021	2.212	5.431
080929 Cherries other than sour	-	3.459	3.914	1.534	-	-	-	-	-	-	-	-
070951 Champignons	-	-	-	1.508	-	-	-	19	-	-	-	27
070310 Onions (incl. shallots)	379	7.410	17.334	1.474	218	249	187	58	222	281	209	63
070690 Beetroot, salsify, ect	3.734	1.325	5.349	1.030	40	40	37	97	130	212	230	259
070490 Red/White cabbage	243	3.167	7.592	576	-	-	20	-	41	-	-	60
Other	9.046	1.100	1.402	679	709	346	330	774	977	246	240	1.063



Russia: Import fresh fruit and vegetables from the Netherlands

Source:	2011	2012	2013	2014	aug-11	aug-12	aug-13	aug-14	sep-11	sep-12	sep-13	sep-14
Russian customs	jan-jul	jan-jul	jan-jul	jan-jul								
Fruit & vegetables	214.875	181.125	173.691	264.374	9.449	10.338	12.671	4.969	12.165	10.276	13.077	735
Fruit	38.153	48.649	20.714	39.083	3.135	544	436	449	3.349	1.226	1.194	-
Vegetables	176.722	132.476	152.978	225.291	6.314	9.794	12.236	4.520	8.816	9.050	11.883	735
070310 Onions (incl. shallots)	109.314	51.013	60.594	101.944	1.241	860	772	248	518	344	400	735
070200 Tomatoes	15.880	36.267	43.135	51.321	1.415	3.622	6.294	2.397	2.997	3.433	5.829	-
080830 Pears	24.931	40.685	16.030	33.421	-	165	98	226	-	749	916	-
070490 Red/White cabbage	20.957	6.280	3.705	22.450	118	262	130	58	148	179	111	-
070960 Peppers	5.623	15.506	12.508	14.636	974	1.682	1.608	728	1.672	1.424	1.388	-
070610 Carrots and turnips	8.216	6.452	13.806	14.163	774	618	407	327	812	520	642	-
070690 Beetroot, salsify, ect	9.971	4.596	5.426	5.589	305	375	422	137	511	412	620	-
080810 Apples	12.364	7.086	3.942	4.783	433	214	173	182	346	277	96	-
070930 Aubergines	2.217	3.635	3.958	3.725	117	333	319	111	127	276	364	-
070511 Head lettuce	1.264	2.266	2.861	3.602	710	945	1.041	205	872	1.322	1.394	-
070700 Cucumbers and gherkins	819	2.267	3.067	2.723	29	69	62	22	67	61	59	-
070390 Leeks	1.226	1.894	1.622	2.311	101	197	223	63	211	231	236	-
070519 Other lettuce	445	1.019	1.025	1.103	115	264	297	80	250	287	308	-
070410 Cauliflowers/Broccoli	319	372	505	601	173	223	291	67	325	188	210	-
081010 Strawberries	562	617	532	594	132	118	132	28	187	136	134	-
Other	767	1.171	976	1.410	2.813	395	403	91	3.123	437	371	-



Russia: Import fresh fruit and vegetables from Belgium

Source:	2011	2012	2013	2014	aug-11	aug-12	aug-13	aug-14	sep-11	sep-12	sep-13	sep-14
Russian customs	jan-jul	jan-jul	jan-jul	jan-jul								
Fruit & vegetables	146.974	116.790	87.624	120.599	9.263	3.364	2.212	587	12.084	8.493	6.889	-
Fruit	112.047	93.289	57.621	99.443	6.048	719	151	307	8.229	5.841	3.679	-
Vegetables	34.927	23.501	30.003	21.156	3.215	2.645	2.061	281	3.855	2.653	3.210	-
080830 Pears	79.083	74.802	42.314	81.395	5.532	329	24	75	7.237	5.517	3.561	-
080810 Apples	31.189	17.751	14.771	17.583	273	200	28	217	884	250	54	-
070200 Tomatoes	10.035	13.212	10.918	9.887	1.019	536	809	202	1.065	876	1.282	-
070610 Carrots and turnips	18.595	7.286	16.420	8.320	1.447	1.887	1.032	30	2.334	1.487	1.653	-
070960 Peppers	1.941	1.936	1.349	1.416	522	91	78	19	226	87	93	-
070390 Leeks	228	204	317	617	22	18	18	4	23	28	27	-
070930 Aubergines	599	450	472	457	43	4	5	4	19	11	27	-
081010 Strawberries	1.486	694	395	299	217	182	53	14	81	44	56	-
070310 Onions (incl. shallots)	1.753	153	327	225	7	-	-	1	4	3	6	-
080929 Cherries other than sour	-	13	99	96	-	-	41	-	-	-	-	-
070490 Red/White cabbage	1.083	20	1	79	2	-	-	-	0	-	-	-
Other	983	268	242	225	181	118	123	21	212	191	130	-



Russia: Import fresh fruit and vegetables from Poland

Source:	2011	2012	2013	2014	aug-11	aug-12	aug-13	aug-14	sep-11	sep-12	sep-13	sep-14
Russian customs	jan-jul	jan-jul	jan-jul	jan-jul								
Fruit & vegetables	315.910	552.254	734.839	559.303	12.954	22.291	22.112	2.576	16.651	37.774	32.692	-
Fruit	230.802	444.862	612.870	447.805	5.572	10.152	8.895	1.143	6.640	23.802	17.111	-
Vegetables	85.107	107.392	121.969	111.498	7.382	12.139	13.217	1.432	10.011	13.972	15.581	-
080810 Apples	213.694	411.315	580.755	418.048	3.517	7.668	5.261	949	3.940	16.039	9.894	-
070490 Red/White cabbage	35.983	44.735	52.138	48.031	654	1.032	731	8	940	1.304	1.395	-
070951 Champignons	21.975	32.663	26.043	21.298	2.880	3.813	2.684	412	2.929	3.848	2.660	-
070200 Tomatoes	5.647	20.503	19.125	20.491	2.827	3.078	5.651	815	3.608	4.329	6.567	-
080830 Pears	6.757	20.365	15.280	20.438	302-	1.382	1.964	2	991	6.614	5.441	-
070610 Carrots and turnips	2.349	4.164	6.650	8.292	292	1.907	1.331	108	480	1.029	750	-
070310 Onions (incl. shallots)	6.608	1.746	8.695	6.276	161	21	29	0	290	5	2	-
081010 Strawberries	4.587	6.480	5.932	5.147	90	240	284	31	20	43	45	-
080921 Sour cherries	-	2.416	3.428	2.109	-	201	569	84	-	-	-	-
070690 Beetroot, salsify, ect	11.185	476	5.977	1.733	9	23	40	3	30	26	73	-
070410 Cauliflowers/Brocilli	119	849	750	1.606	139	314	295	11	567	753	553	-
080929 Cherries other than sour	5.547	4.135	7.126	1.454	-	-	10	-	-	-	-	-
070700 Cucumbers and gherkins	1.222	927	1.007	1.270	7	28	1	1	36	21	93	-
070960 Peppers	14	1.062	1.066	1.169	384	1.671	2.004	17	1.064	2.386	2.845	-
Other	222	421	868	1.942	1.546	913	1.259	137	1.756	1.379	2.372	-



Russia: Import fresh fruit and vegetables oktober-december

Source: Russian customs	2011	2012	2013	2011	2012	2013	2011	2012	2013	2011	2012	2013
T O T A L			BOYCOTTED COUNTRIES			OTHER COUNTRIES			SHARE BOYCOT COUNTRIES			
Fruit & vegetables	2.352.645	2.338.891	2.466.103	439.259	551.632	510.191	1.913.386	1.787.259	1.955.912	19%	24%	21%
Fruit	1.939.542	1.862.974	1.926.925	315.999	415.678	328.251	1.623.543	1.447.296	1.598.674	16%	22%	17%
Vegetables	413.103	475.918	539.178	123.260	135.954	181.940	289.843	339.963	357.238	30%	29%	34%
080520 Soft citrus	390.167	389.625	456.846	39.081	51.606	30.483	351.087	338.019	426.362	10%	13%	7%
080810 Apples	371.441	377.141	352.597	106.792	192.725	130.874	264.650	184.416	221.723	29%	51%	37%
080390 Bananas	358.485	325.591	340.475	1	2	2	358.484	325.589	340.473	0%	0%	0%
070200 Tomatoes	151.939	181.094	210.529	30.843	33.877	62.966	121.096	147.217	147.563	20%	19%	30%
080610 Grapes	168.741	140.302	144.011	17.922	25.238	22.995	150.819	115.065	121.016	11%	18%	16%
080510 Oranges	151.396	134.094	139.307	6.650	7.434	6.185	144.746	126.660	133.122	4%	6%	4%
080830 Pears	116.509	98.604	116.956	103.236	83.157	95.001	13.273	15.447	21.955	89%	84%	81%
070700 Cucumbers/gherkins	81.692	104.073	100.198	9.935	10.935	15.807	71.757	93.137	84.391	12%	11%	16%
081070 Persimmons		124.530	93.920		13.723	13.168	-	110.806	80.752		11%	14%
080550 Lemons	68.099	62.035	58.650	485	2.101	557	67.614	59.934	58.093	1%	3%	1%
081090 Other fresh fruit	178.262	52.388	58.625	16.510	3.199	3.062	161.753	49.189	55.563	9%	6%	5%
080540 Grapefruit	40.794	43.472	52.831	266	95	85	40.528	43.377	52.746	1%	0%	0%
070960 Peppers	32.820	41.317	51.282	9.139	11.738	13.288	23.680	29.579	37.994	28%	28%	26%
070610 Carrots and turnips	27.848	30.202	36.186	17.882	18.194	18.434	9.967	12.008	17.751	64%	60%	51%
081050 Kiwifruit	24.942	28.029	28.631	19.369	20.645	15.608	5.573	7.385	13.023	78%	74%	55%
080430 Pineapples	22.346	23.676	22.999	7	10	5	22.339	23.666	22.995	0%	0%	0%
070490 Red/White cabbage	15.943	18.315	21.618	12.535	15.031	17.104	3.408	3.284	4.515	79%	82%	79%
070951 Champignons	15.269	16.191	18.781	12.571	14.824	10.786	2.698	1.367	7.994	82%	92%	57%
080940 Plums and sloes	8.726	15.484	17.809	3.365	7.801	5.067	5.361	7.683	12.742	39%	50%	28%
070690 Beetroot, salsify, ect	11.746	11.728	13.789	2.719	2.884	3.820	9.027	8.844	9.969	23%	25%	28%
070310 Onions (incl. shallots)	15.953	9.738	12.347	2.295	1.639	4.594	13.658	8.100	7.753	14%	17%	37%
070410 Cauliflowers/Broccoli	8.400	8.611	11.734	7.832	7.809	10.162	568	801	1.571	93%	91%	87%
070930 Aubergines	6.058	6.899	9.064	4.491	4.530	5.752	1.567	2.370	3.312	74%	66%	63%
070511 Head lettuce	5.543	6.515	8.630	5.293	6.267	8.020	250	247	610	95%	96%	93%
Other	79.527	89.238	88.292	10.042	16.168	16.368	69.485	73.071	71.924	13%	18%	19%



Russia: Import fresh fruit and vegetables oktober-december

Source: Russian customs	2011	2012	2013
Total boycotted countries	439.259	551.632	510.191
Poland	115.071	232.102	186.953
Spain	92.266	105.760	112.850
Belgium	65.626	53.209	57.836
Netherlands	53.930	34.922	55.551
Italy	44.451	47.434	37.422
Greece	21.851	35.013	20.642
France	18.033	10.767	12.572
United States	8.217	7.621	11.488
Croatia	6.092	11.076	4.027
Lithuania	3.355	5.343	3.688
Portugal	4.454	2.628	3.180
Germany	4.119	3.900	2.307
Cyprus	761	523	858
Australia	307	447	566
Hungary	56	338	156
Austria	491	224	32
Bulgaria	0	44	19
Finland	8	16	18
Canada	48	165	10
Estonia	9	7	7
Denmark	37	16	6
Norway			3
Romania		76	2
Slovakia	19		
Slovenia	59		
Sweden		1	

